

Scaled data based on original data using  
LM-79-08 Approved Method: Electrical and Photometric Measurements of Solid-  
State Lighting Products

Test Report Prepared for  
Cooper Lighting Solutions  
(formerly Eaton)

Brand: McGRAW-EDISON

Report Number: P400663

Luminaire Tested: **TT-D5-735-U-5WQ-PM**

Issue Date: 5/19/2020

**Test Information**

Test Method: LM-79-08  
Report Number: P400663  
TEST IS SCALED FROM IESNA LM-79-08 TEST DATA (G3-1908-473-14)  
Test Lab: INNOVATION CENTER  
Issue Date: 5/19/2020  
Manufacturer: COOPER LIGHTING SOLUTIONS (FORMERLY EATON)  
Product Line: McGRAW-EDISON  
Catalog Number: TT-D5-735-U-5WQ-PM  
Description: TOPTIER LED SITE LUMINAIRE  
3500K, 70 CRI LEDS AND WIDE DISTRIBUTION  
Light Source: -  
Ballast/Driver: ELECTRONIC DRIVER

**Summary**

Lumens per Lamp: N/A  
Luminaire Lumens: 9005 lumens  
Efficiency: N/A  
Efficacy: 120.5 lumens/watt  
Luminous Opening: Circular (Dia: 1.12' x H: 0')  
IES Classification: Type V - Short  
BUG Rating: B3 - U0 - G3

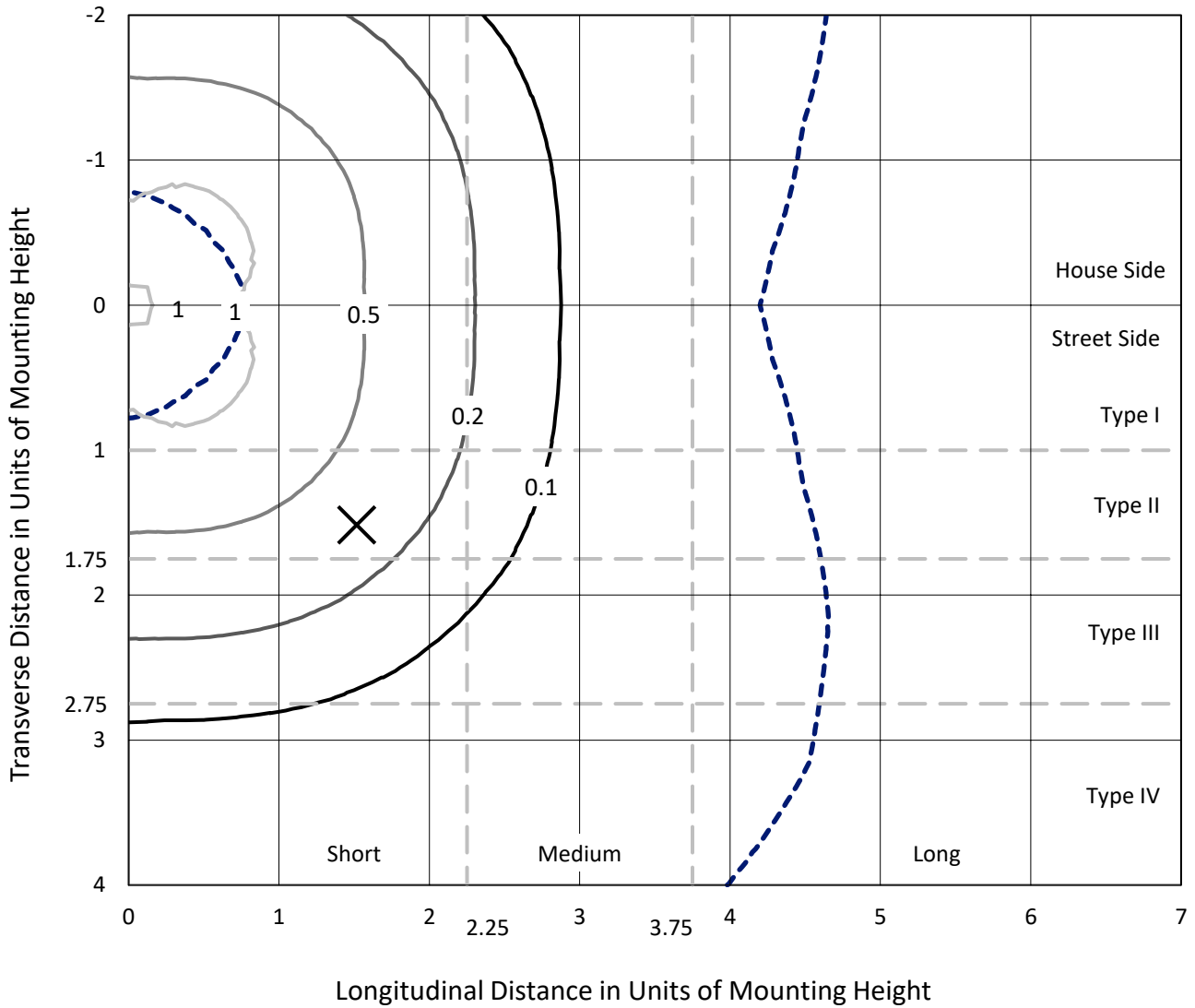
Input Watts (W): 74.7  
Input Voltage (V): NR  
Input Current (Ain): NR  
Voltage Rise (V): NR  
Power Factor: NR  
Total Harmonic Distortion (THDi): NR  
Frequency (hertz): 60  
Stabilization Time: NR  
Operation Time: NR  
Ambient Temperature (°C): NR  
Test Distance: 28.75 FT



REPORT NUMBER: P400663  
 CATALOG NUMBER: TT-D5-735-U-5WQ-PM

### Iso-Footcandle Lines of Horizontal Illumination

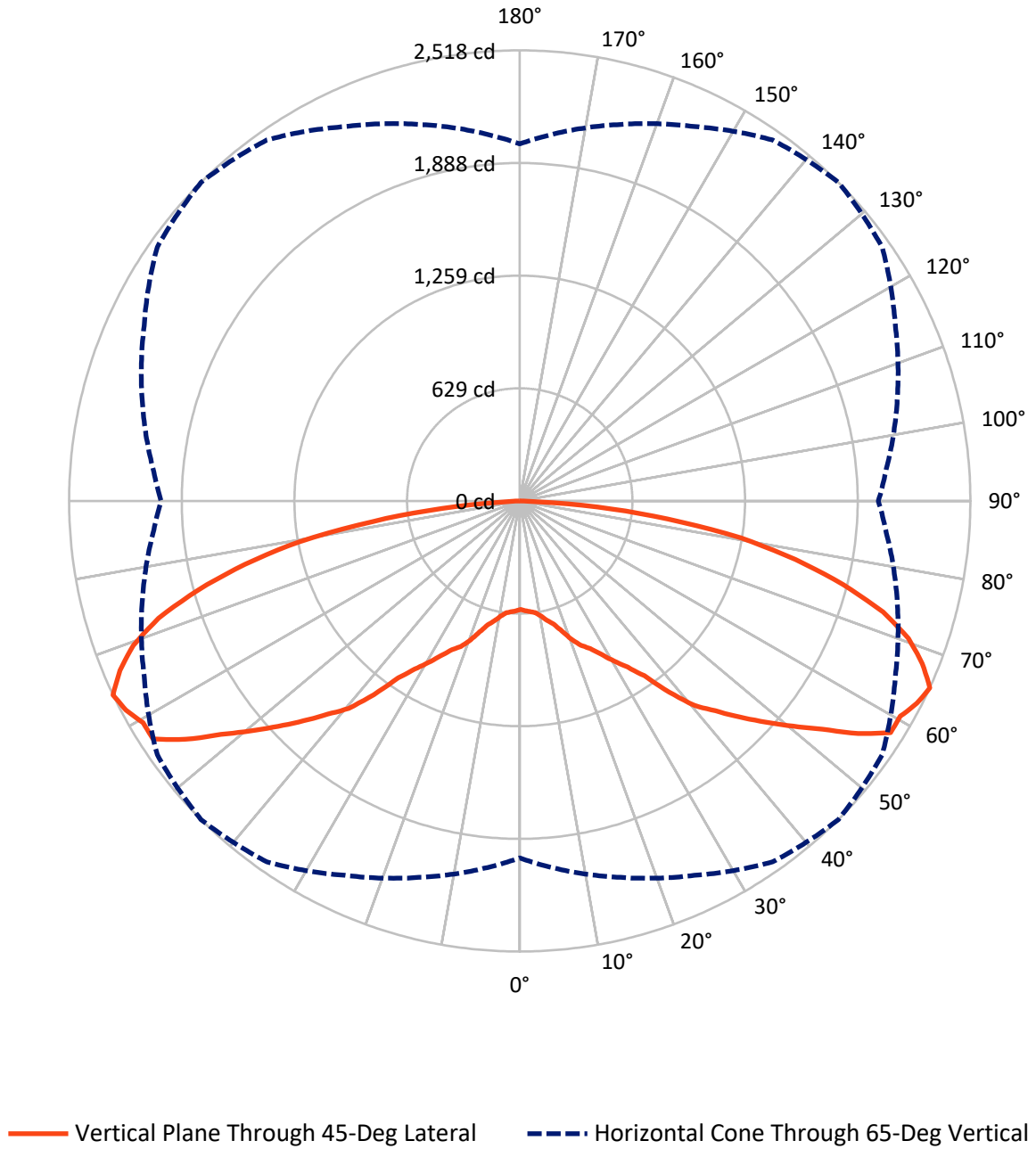
✕ Max cd  
 - - - 1/2 Max cd



Based on 25 foot mounting height. Maximum calculated value = 1.1 fc  
 Type V - Short - N/A

REPORT NUMBER: P400663  
CATALOG NUMBER: TT-D5-735-U-5WQ-PM

### Luminous Intensity Polar Plot



REPORT NUMBER: P400663

CATALOG NUMBER: TT-D5-735-U-5WQ-PM

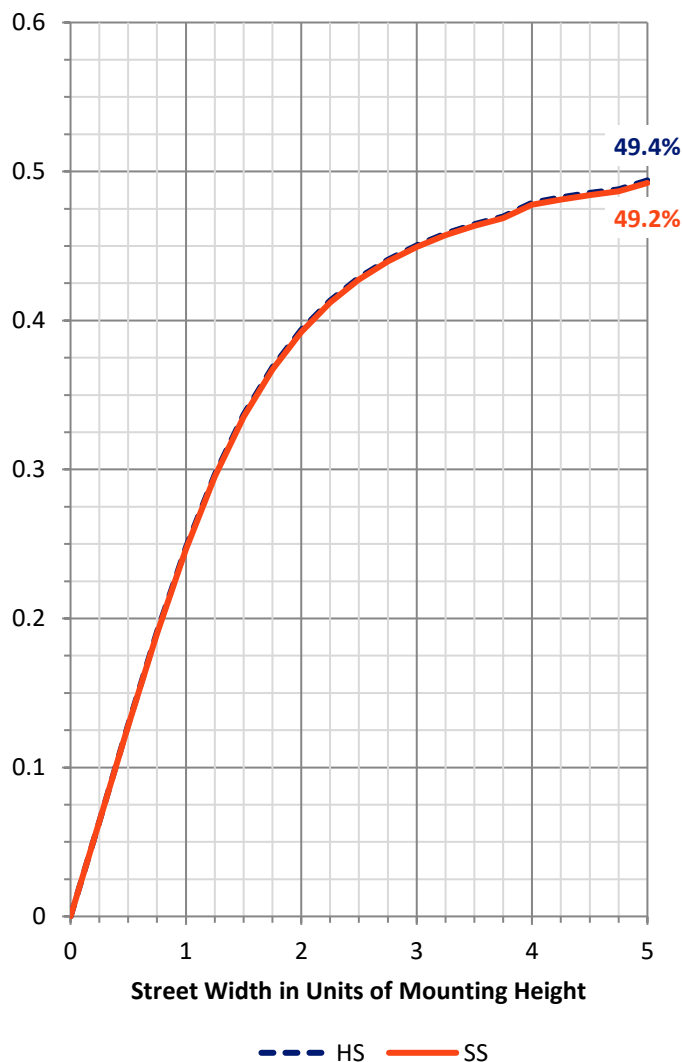
**FLUX DISTRIBUTION:**

		Downward	Upward	Total
<b>House Side</b>	Lumens	4502.5	0.0	4502.5
	% Fixture	50.0	0.0	50.0
<b>Street Side</b>	Lumens	4502.5	0.0	4502.5
	% Fixture	50.0	0.0	50.0
<b>Total</b>	Lumens	9005.0	0.0	9005.0
	% Fixture	100.0	0.0	100.0

**ZONAL LUMENS:**

Zone	Lumens	% Fixture
0°-10°	60.4	0.7
10°-20°	207.9	2.3
20°-30°	426.8	4.7
30°-40°	758.3	8.4
40°-50°	1278.2	14.2
50°-60°	1885.6	20.9
60°-70°	2213.0	24.6
70°-80°	1724.1	19.1
80°-90°	450.7	5.0
90°-100°	0.0	0.0
100°-110°	0.0	0.0
110°-120°	0.0	0.0
120°-130°	0.0	0.0
130°-140°	0.0	0.0
140°-150°	0.0	0.0
150°-160°	0.0	0.0
160°-170°	0.0	0.0
170°-180°	0.0	0.0
0°-90°	9005.0	100.0
0°-180°	9005.0	100.0

**Coefficient of Utilization**



REPORT NUMBER: P400663

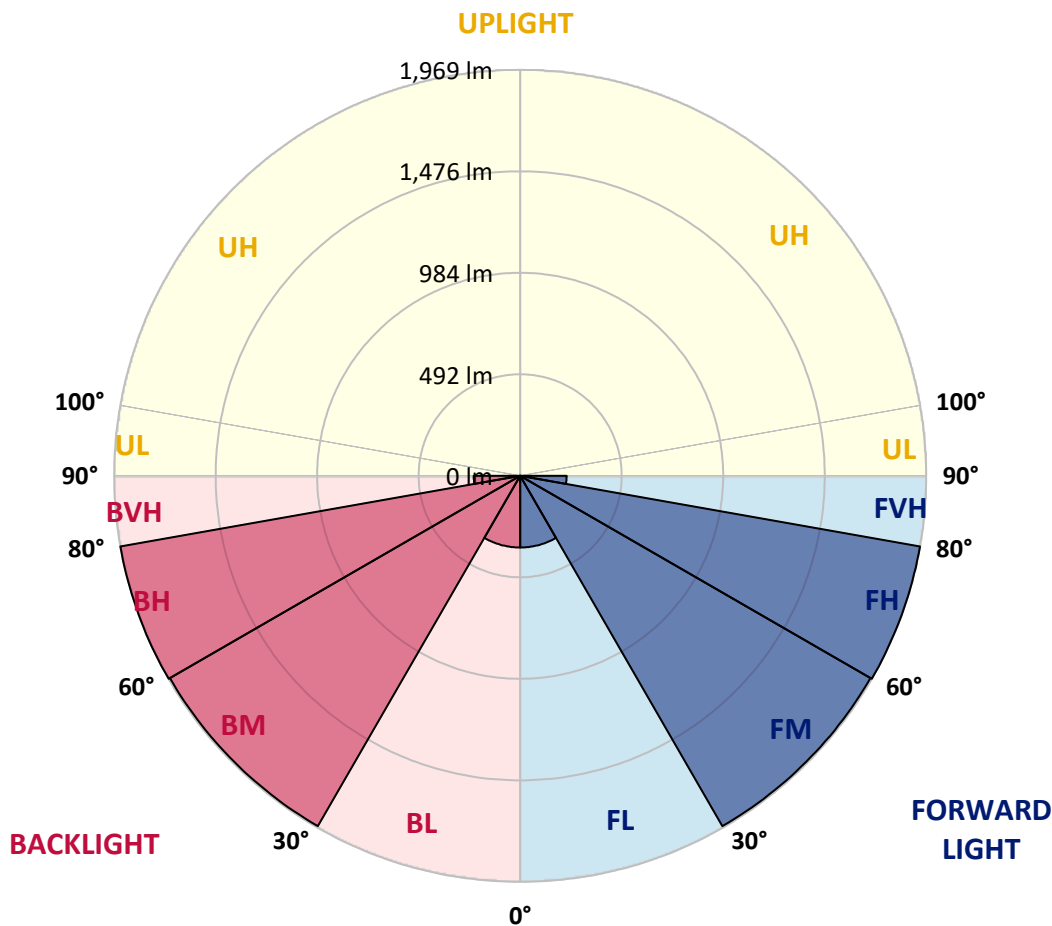
CATALOG NUMBER: TT-D5-735-U-5WQ-PM

**LUMINAIRE CLASSIFICATION SYSTEM LUMEN TABLE AND BUG RATING:**

Zone	Lumens	% Fixture	Zone Rating/Lumen Limit		
			B	U	G
FL (0°-30°)	347.6	3.9			
FM (30°-60°)	1961.1	21.8			
FH (60°-80°)	1968.5	21.9			G2/5000
FVH (80°-90°)	225.4	2.5			G3/500
BL (0°-30°)	347.6	3.9	B1/500		
BM (30°-60°)	1961.1	21.8	B2/2500		
BH (60°-80°)	1968.5	21.9	B3/2500		G2/5000
BVH (80°-90°)	225.4	2.5			G3/500
UL (90°-100°)	0.0	0.0		U0/0	
UH (100°-180°)	0.0	0.0		U0/0	

**BUG Rating: B3-U0-G3**

Type V Short





REPORT NUMBER: P400663  
 CATALOG NUMBER: TT-D5-735-U-5WQ-PM

**CANDELA DISTRIBUTION (FULL):**

	0°	5°	15°	25°	35°	45°	55°	65°	75°	85°	90°
0°	606.1	606.1	606.1	606.1	606.1	606.1	606.1	606.1	606.1	606.1	606.1
2.5°	616.0	616.0	616.0	614.6	614.6	614.6	614.6	616.0	616.0	616.0	616.0
5°	630.1	630.1	627.3	624.5	621.6	621.6	623.1	624.5	625.9	628.7	628.7
7.5°	638.6	638.6	637.2	634.4	630.1	630.1	631.6	634.4	635.8	635.8	634.4
10°	650.0	651.4	655.6	657.0	654.2	654.2	655.6	657.0	654.2	650.0	650.0
12.5°	676.9	678.3	683.9	688.2	688.2	685.4	686.8	689.6	682.5	675.5	676.9
15°	715.1	715.1	716.5	720.8	717.9	715.1	717.9	719.3	715.1	713.7	716.5
17.5°	766.1	766.1	757.6	764.7	766.1	764.7	767.5	760.4	756.2	761.8	764.7
20°	821.3	815.6	811.4	817.1	828.4	824.1	829.8	814.2	810.0	812.8	814.2
22.5°	856.7	861.0	863.8	866.6	882.2	876.5	882.2	865.2	862.4	856.7	852.5
25°	899.2	903.4	920.4	911.9	921.8	913.3	920.4	910.5	916.2	899.2	899.2
27.5°	947.3	955.8	965.7	961.5	974.2	970.0	974.2	960.1	961.5	954.4	951.6
30°	1012.5	1012.5	1009.6	1018.1	1040.8	1038.0	1039.4	1021.0	1008.2	1009.6	1015.3
32.5°	1077.6	1069.1	1073.4	1098.8	1113.0	1107.3	1110.2	1101.7	1073.4	1067.7	1071.9
35°	1138.5	1151.2	1161.2	1182.4	1202.2	1199.4	1198.0	1183.8	1165.4	1142.7	1135.7
37.5°	1233.4	1247.5	1274.4	1312.7	1348.1	1355.1	1336.7	1318.3	1275.9	1243.3	1226.3
40°	1358.0	1359.4	1390.5	1464.2	1496.8	1502.4	1492.5	1461.4	1396.2	1359.4	1358.0
42.5°	1467.0	1457.1	1508.1	1570.4	1600.1	1603.0	1595.9	1570.4	1508.1	1455.7	1465.6
45°	1552.0	1552.0	1612.9	1662.4	1710.6	1721.9	1709.2	1655.3	1614.3	1553.4	1549.1
47.5°	1629.9	1651.1	1702.1	1763.0	1830.9	1846.5	1830.9	1767.2	1697.8	1652.5	1628.4
50°	1723.3	1748.8	1785.6	1880.5	1957.0	1978.2	1955.5	1886.2	1785.6	1747.4	1733.2
52.5°	1832.4	1853.6	1911.7	2030.6	2087.2	2118.4	2100.0	2033.4	1914.5	1856.4	1845.1
55°	1962.6	1942.8	2033.4	2148.1	2252.9	2294.0	2257.2	2151.0	2047.6	1942.8	1962.6
57.5°	2029.2	2006.5	2134.0	2243.0	2388.9	2442.7	2397.4	2251.5	2134.0	2013.6	2027.8
60°	2034.8	2044.8	2141.1	2319.5	2420.0	2442.7	2428.5	2332.2	2145.3	2053.3	2026.4
62.5°	2017.9	2078.7	2160.9	2345.0	2435.6	2490.8	2442.7	2347.8	2169.4	2088.7	2019.3
65°	1995.2	2056.1	2177.9	2308.1	2462.5	2517.7	2472.4	2315.2	2183.5	2056.1	2003.7
67.5°	1955.5	1934.3	2084.4	2258.6	2393.1	2425.7	2397.4	2261.4	2083.0	1931.5	1959.8
70°	1829.5	1811.1	1940.0	2131.1	2260.0	2305.3	2271.3	2134.0	1942.8	1815.4	1832.4
72.5°	1642.6	1648.3	1772.9	1955.5	2094.3	2122.6	2104.2	1954.1	1780.0	1655.3	1632.7
75°	1424.5	1438.7	1557.6	1723.3	1849.3	1866.3	1847.9	1730.4	1556.2	1447.2	1417.5
77.5°	1171.1	1192.3	1288.6	1454.3	1537.8	1576.1	1546.3	1458.5	1295.7	1198.0	1168.2
80°	907.7	914.8	982.7	1115.8	1226.3	1251.8	1223.5	1120.1	991.2	917.6	896.4
82.5°	594.7	606.1	667.0	768.9	841.1	834.0	841.1	760.4	674.0	603.2	567.8
85°	264.8	287.5	328.5	376.7	423.4	436.1	423.4	382.3	328.5	281.8	276.1
87.5°	18.4	21.2	25.5	26.9	29.7	22.7	22.7	22.7	19.8	22.7	18.4
90°	0.0	0.0	0.0	0.0	0.0	0.0	0.0	0.0	0.0	0.0	0.0

(END OF REPORT)